2 STADTHÄUSER »BEETHOVENSTRASSE«

»BEETHOVENSTRASSE« 2 TOWN HOUSES
2 MAISONS INDIVIDUELLES »BEETHOVENSTRASSE«
2 STADHUIZEN »BEETHOVENSTRASSE«

Art. Nr. 130703/1

D

Vor Beginn des Bastelns sollten Sie sich mit den Spritzlingen und der Anleitung vertraut machen. Sollte es einmal vorkommen, dass ein Teil im Bausatz fehlt, kreuzen Sie bitte das fehlende Teil in der Anleitung an und schicken Sie diese bitte an Fa. Gebr. FALLER GmbH, Abt. Kundendienst, kundendienst@faller.de, Kreuzstraße 9, 78148 Gütenbach. Sie erhalten dann umgehend Ersatz. Es kann vorkommen, dass bei einem Bausatz Einzelteile übrig sind.

GB

Before beginning with the assembly please familiarize yourself with the parts and read the instructions carefully. In case of missing parts please indicate these on the instructions leaflet with a circle and return the leaflet to Gebr. FALLER GmbH, kundendienst@faller.de, Kreuzstraße 9, D-78148 Gütenbach, Germany. You will receive the replacement by return. It may happen in a kit that some parts are not required.

F

Avant de commencer le montage de votre maquette bien lire la notice et repérer les grappes. Si une pièce manque dans une boîte, cochez la pièce correspondante sur la notice et renvoyez-la-nous à Gebr. FALLER GmbH, kundendienst@faller.de, Kreuzstraße 9, D-78148 Gütenbach (R.F.A.). Nous vous ferons parvenir la pièce par retour. Dans certains kits, il est possible que certaines pièces ne soient pas utilisées.

NL

Vóór het bouwen zou men de gietstukken en de handleiding moeten bestuderen. Indien onverhoopt een onderdeel aan het bouwpakket ontbreekt, gelieve men het ontbrekende deel in de handleiding aan te kruisen en deze te zenden aan Gebr. FALLER GmbH, kundendienst@faller.de, Kreuzstraße 9, D-78148 Gütenbach. U ontvangt dan omgaand en gratis het ontbrekende onderdeel. Het kan voorkomen dat u bij bepaalde bouwdozen onderdelen overhoudt.

Für den Zusammenbau des Modells empfehlen wir folgende FALLER-Artikel (sind nicht im Bausatz enthalten):
For the assembly of the kit we recommend following FALLER products (not included in the kit):
Pour l'assemblage du modèle, nous vous recommandons les articles FALLER suivants (non inclus dans le kit):
Om dit model te bouwen adviseren wij de volgende FALLER producten (maken geen deel uit van deze bouwset):

Art. Nr. 170492
FALLER-EXPERT

Flüssigkleber in Plastikflasche mit Spezialkanüle für feinste Klebstoffdosierung.

Liquid cement in plastic bottle with canule for very fine dosage.

Colle liquide en bouteille plastique avec bec verseur pour un dosage précis.

Vloeibare lijm in plastic-flacon met doseerbuisje om nauwkeurig te lijmen.

Art. Nr. 170688
SPEZIAL-SEITENSCHNEIDER

zum gratfreien Abtrennen von feinsten Spritzteilen.
Nur für Polystyrol geeignet.

Special side cutter for cutting off ultra-fine moulded parts without burrs.
Only suitable for polystyrene.

Pince coupante spéciale pour couper sans bavure les pièces miniatures moulées par injection. Convient uniquement au polystyrène.

Speciale zijkniptang voor het braamloos afknippen van de fijnste gietstukdelen.
Alleen geschikt voor polystyrol.



Inhalt	Spritzlinge	1 1 x	4 1 x	7 2 x
Contents	Sprues	2 2 x	5 1 x	459 1 x
Contenu	Moulages			
Inhoud	Gietstukken	3 2 x	6 2 x	628 1 x

Sa. Nr. 130 703 1

2 Es können verschiedene Varianten in Bereich des Erdgeschosses und des Daches gebaut werden.
Siehe Anleitungen Art. Nr. 130701 und 130702 (www.faller.de).
Different variants can be built in the area of the ground floor and the roof.
See the assembly instructions for Art. nos. 130701 and 130702 (www.faller.de).
On peut construire différentes variantes dans la zone du rez-de-chaussée et du toit.
Voir les notices de montage des Art. n° 130701 et 130702 (www.faller.de).
Het is mogelijk om de begane grond en het dak in verschillende variaties te bouwen.
Zie de handleiding Art. No. 130701 en 130702 (www.faller.de).

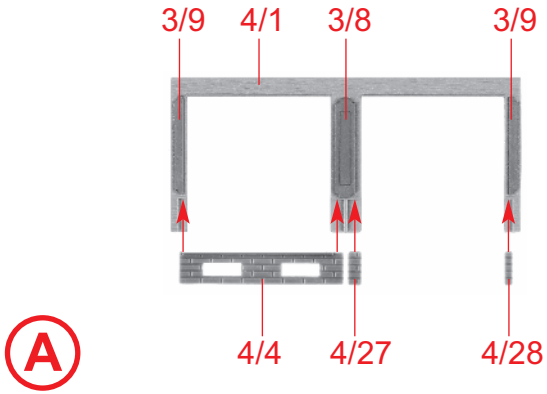

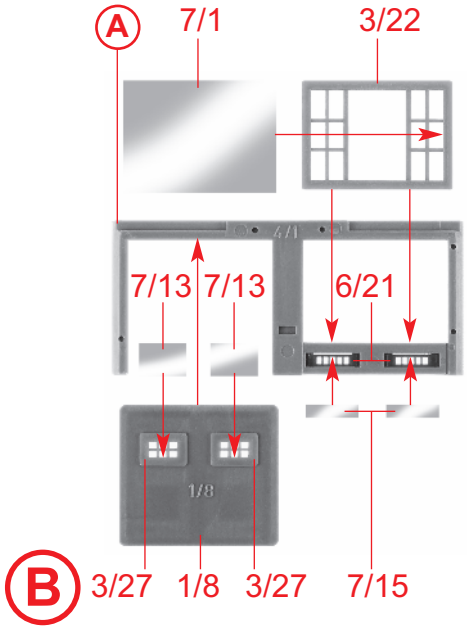

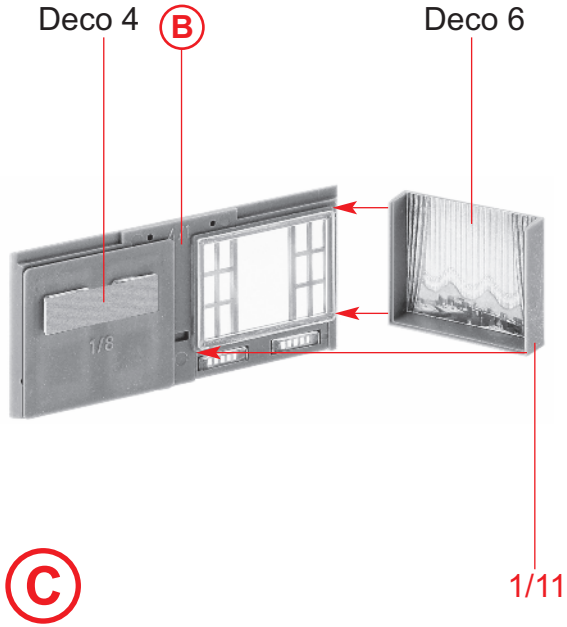

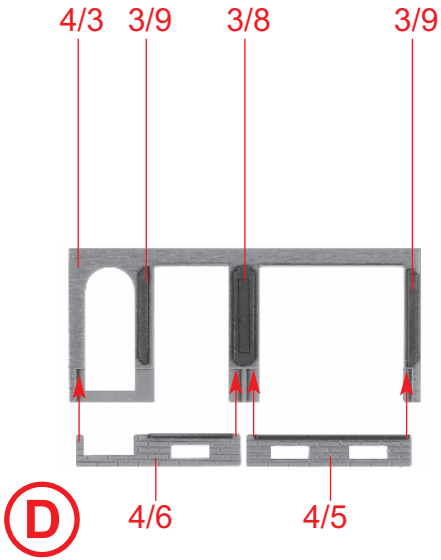

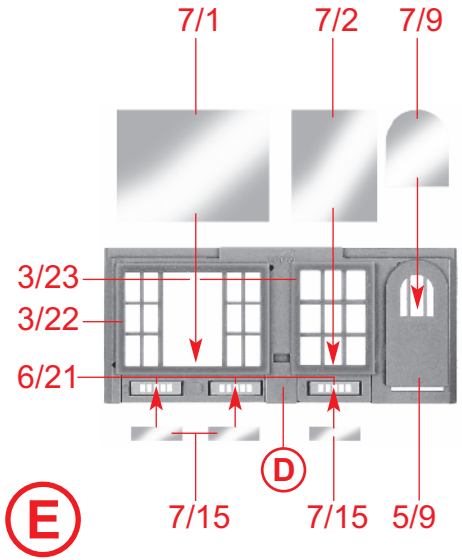

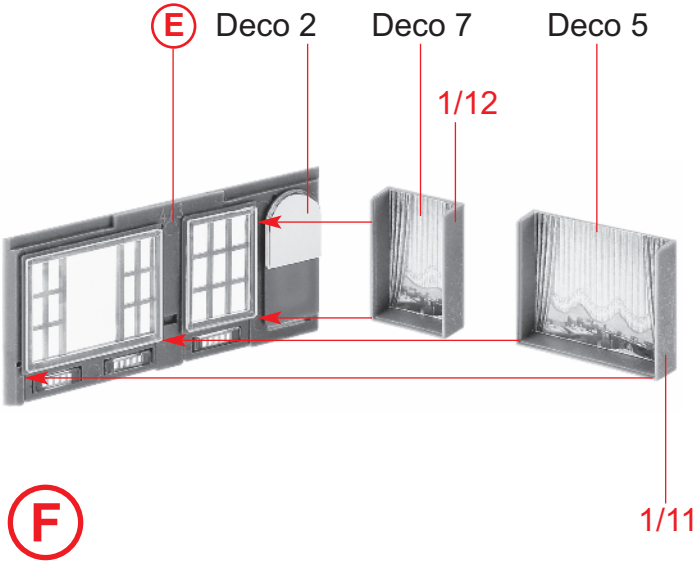

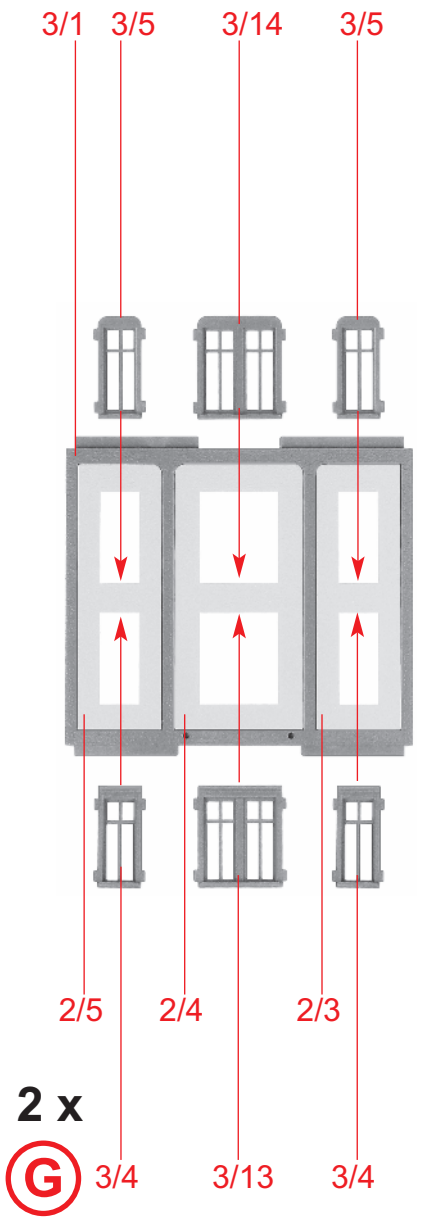
3/1
3/5
3/14
3/5
2/5
2/4
2/3
2 x
G
3/4
3/13
3/4

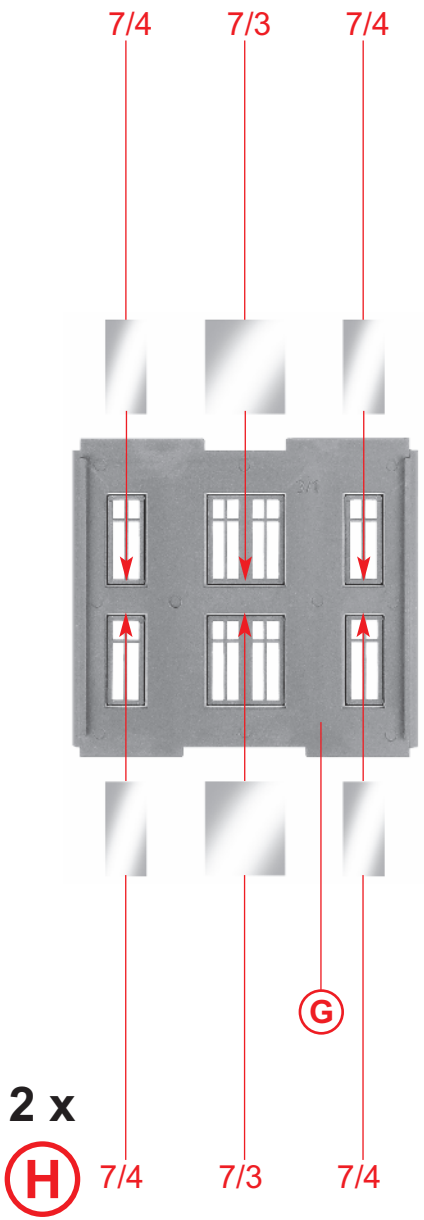
7/4
7/3
7/4
G
2 x
H
7/4
7/3
7/4

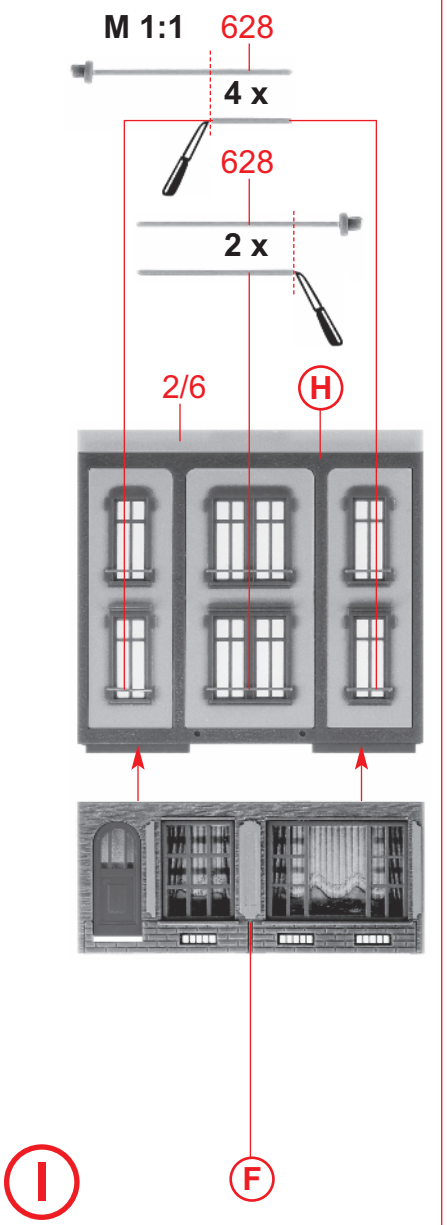
M 1:1
628
4 x
628
2 x
2/6
H
I
F

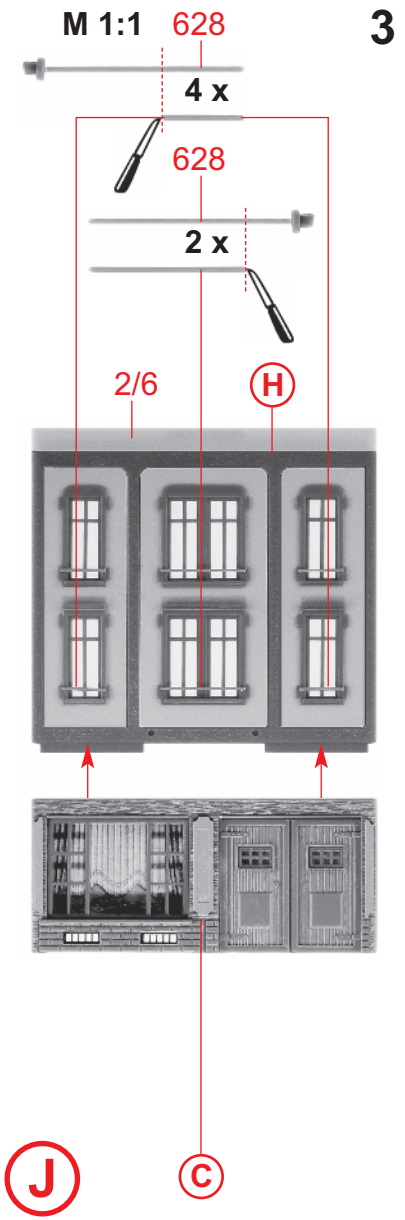
M 1:1
628
4 x
628
2 x
2/6
H
J
C

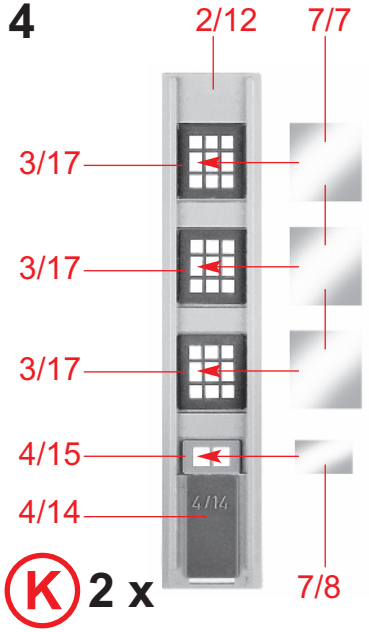
2/12
7/7
3/17
3/17
3/17
4/15
4/14
4/14
7/8
K
2 x

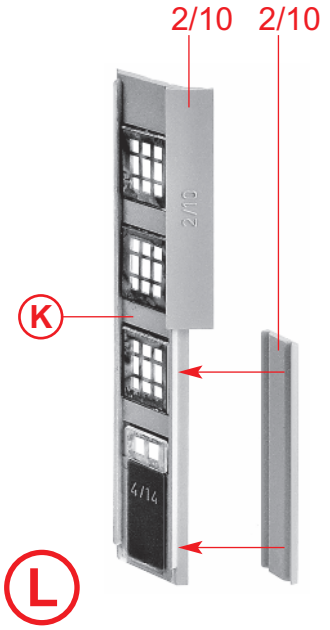
2/10
2/10
K
2/10
4/14
L

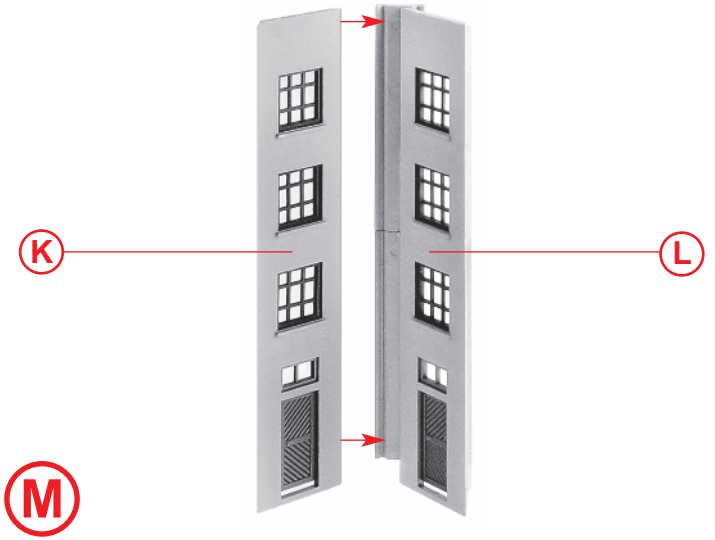
K
L
M

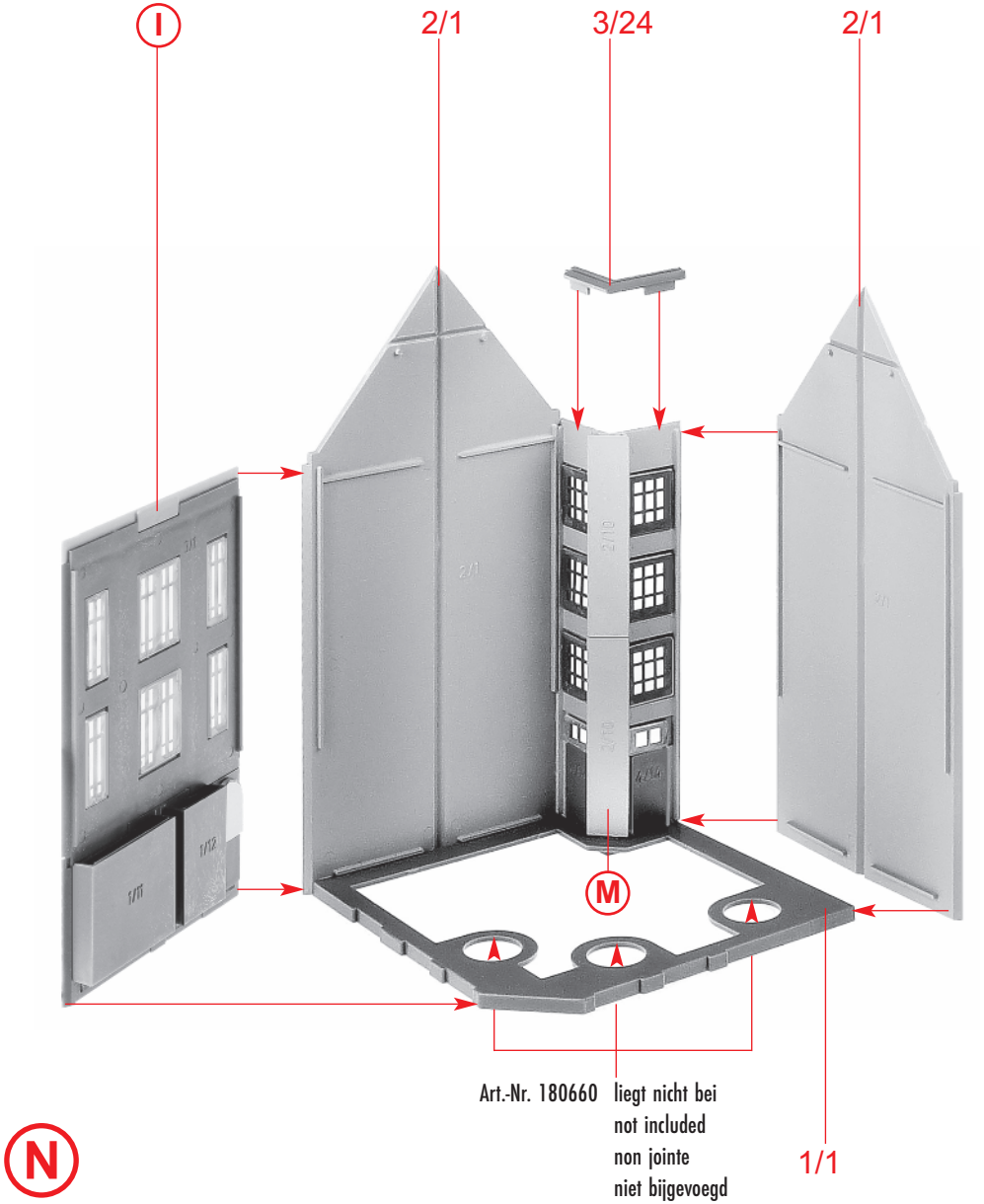
I
2/1
3/24
2/1
M
N
Art.-Nr. 180660 liegt nicht bei
not included
non jointe
niet bijgevoegd
1/1

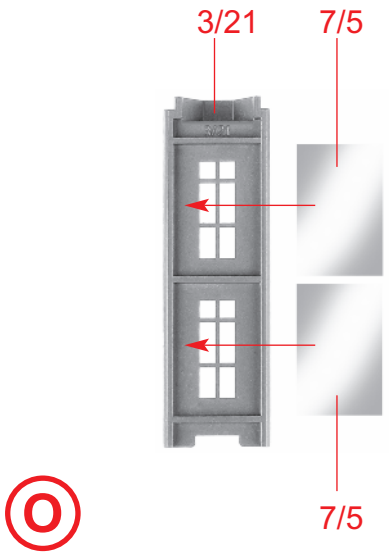
3/21
7/5
7/5
O

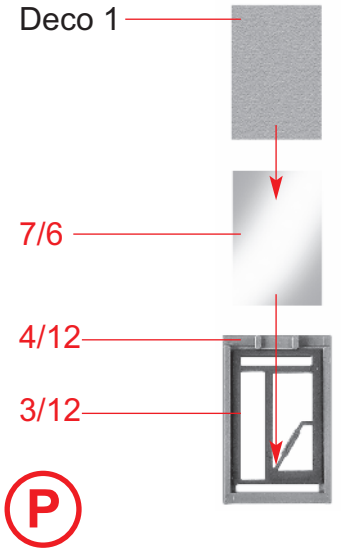
Deco 1
7/6
4/12
3/12
P

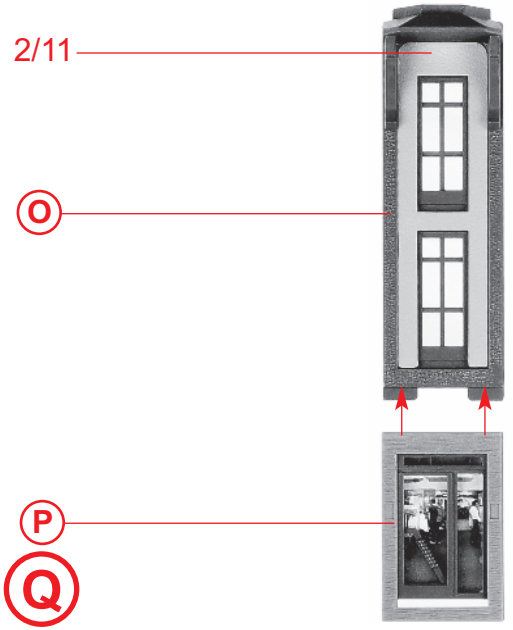
2/11
O
P
Q

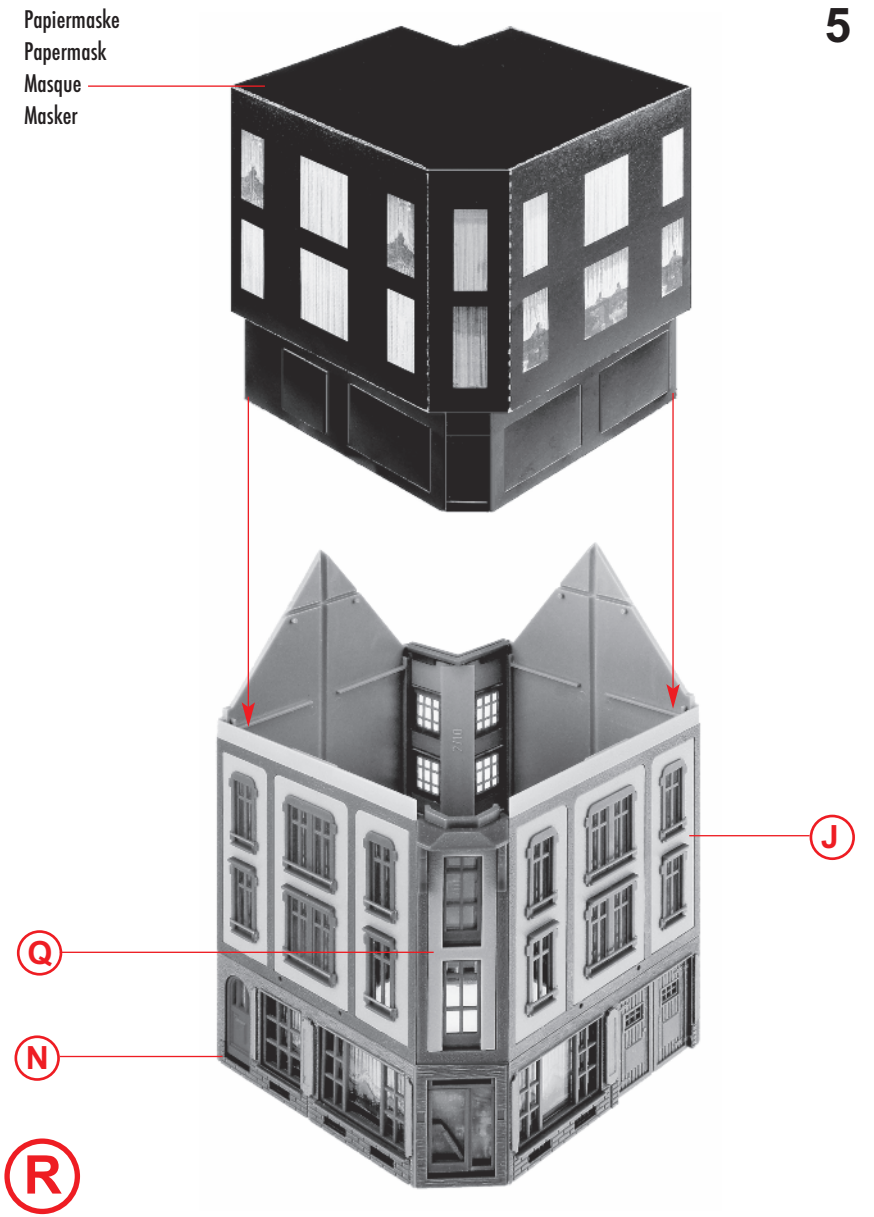
Papiermaske
Papermask
Masque
Masker
J
Q
N
R

6


6/5
6/5
6/6
S
2 x
4/17


4/16
S
T
2 x

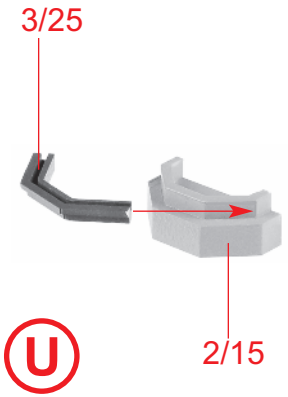
3/25
U
2/15

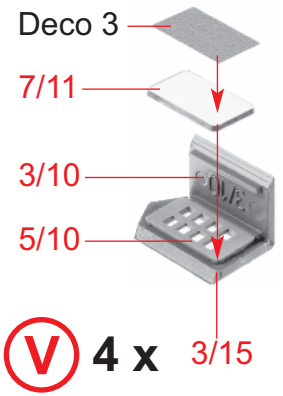
Deco 3
7/11
3/10
5/10
V
4 x
3/15

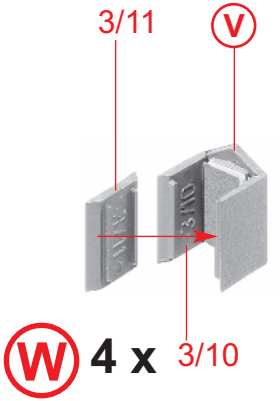
3/11
V
W
4 x
3/10

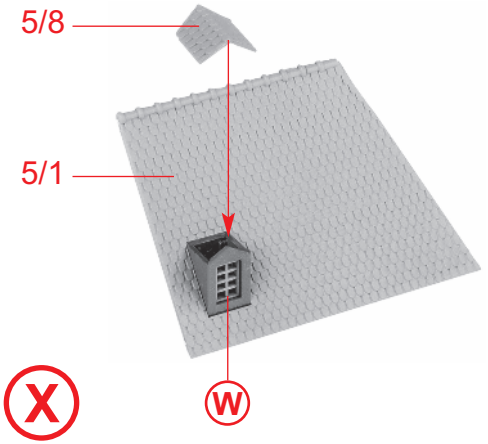
5/8
5/1
X
W

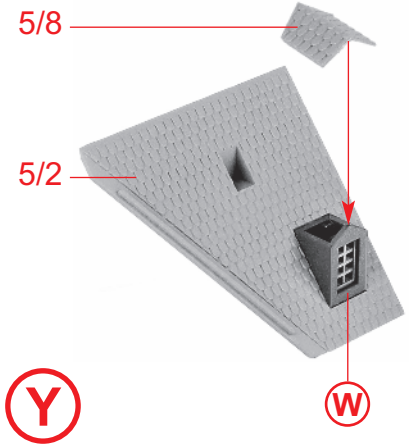
5/8
5/2
Y
W

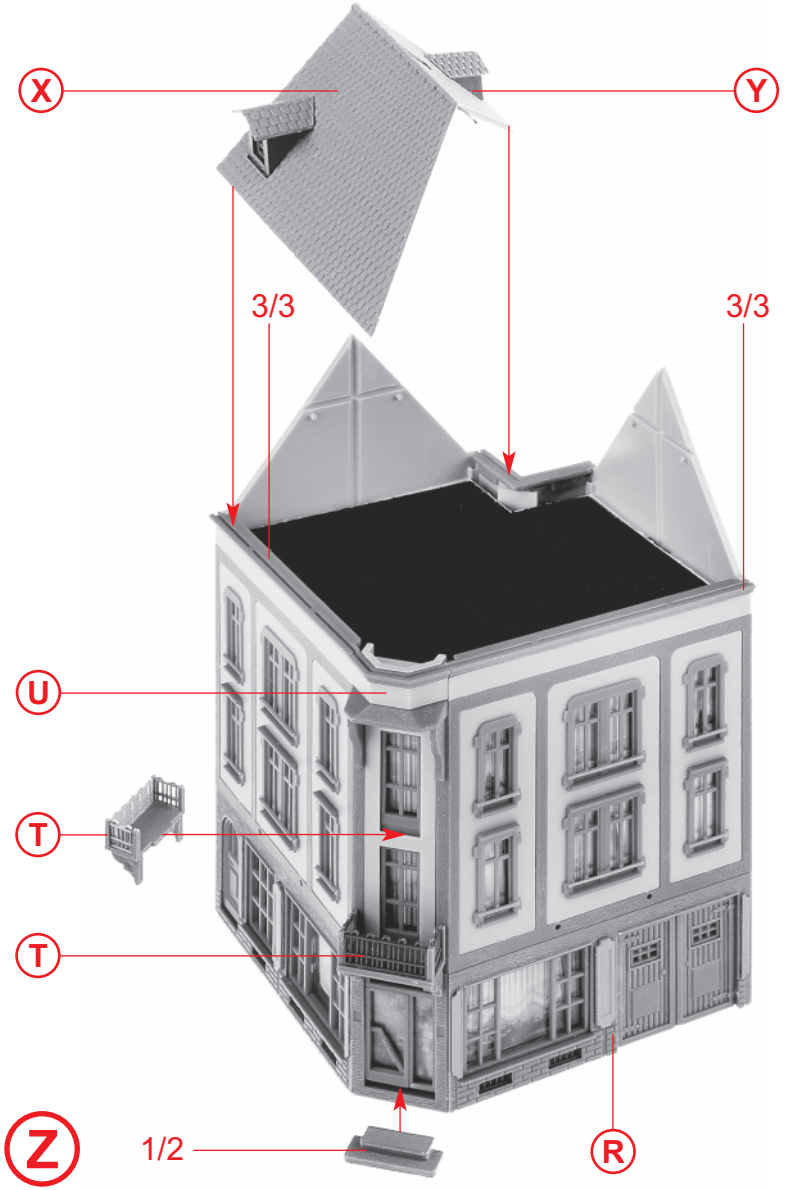
X
Y
3/3
3/3
U
T
T
Z
1/2
R

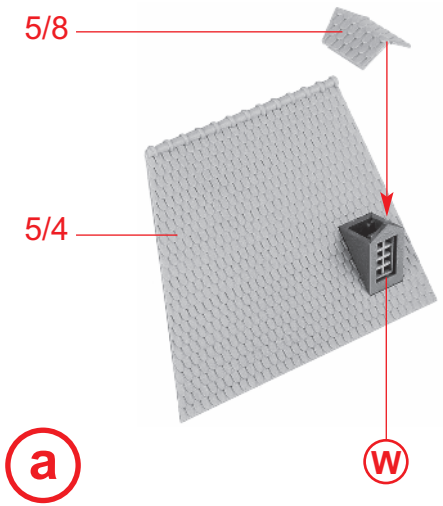
5/8
5/4
W
a

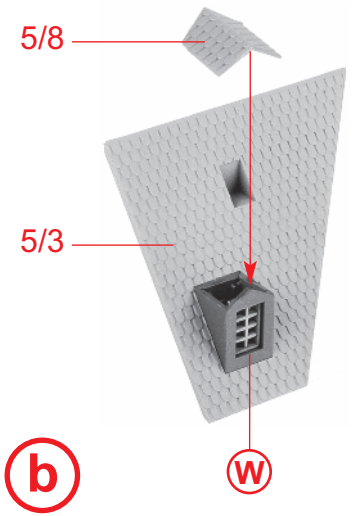
5/8
5/3
W
b

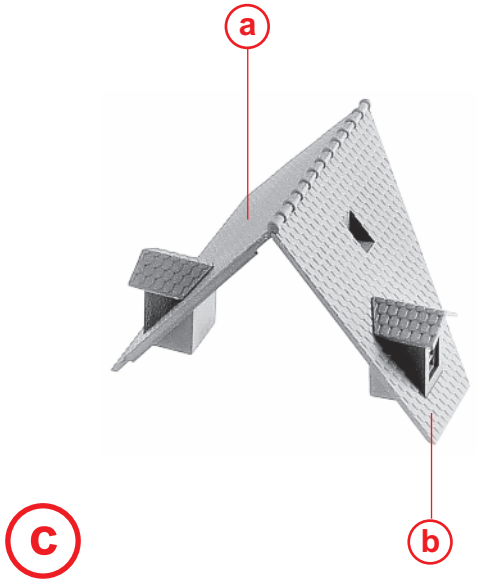
a
b
c


1/6
1/5
d
2 x

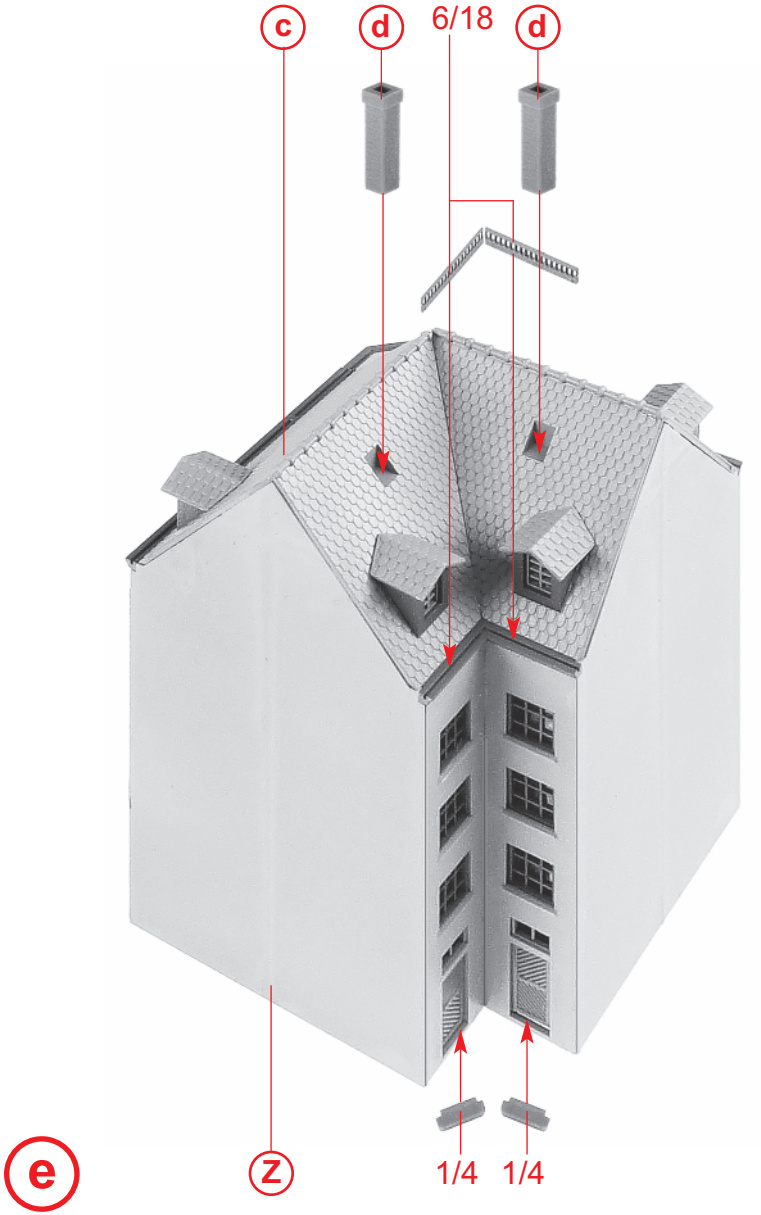
c
d
6/18
d
e
Z
1/4
1/4

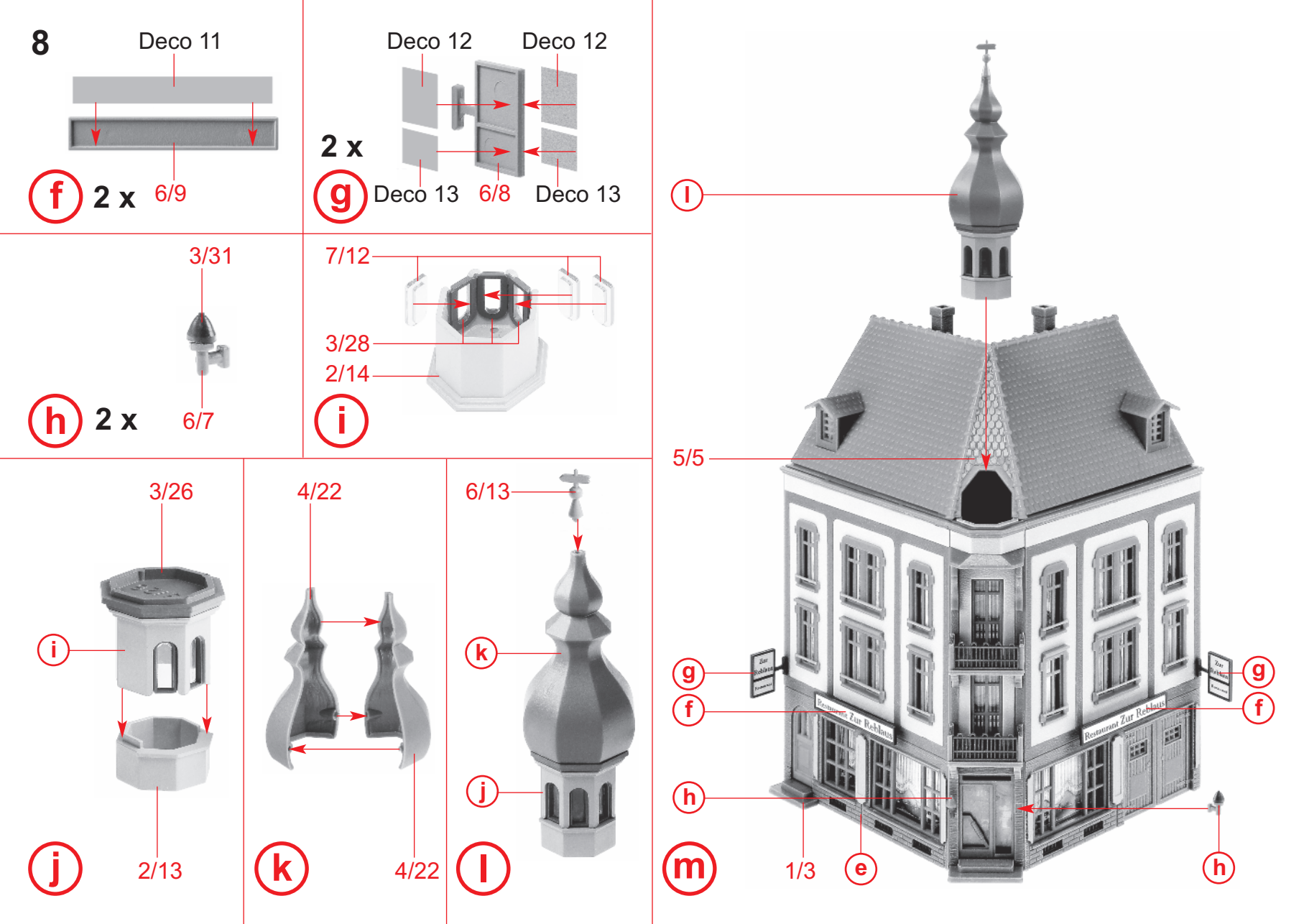
8
Deco 11
f
2 x
6/9
Deco 12
Deco 12
2 x
g
Deco 13
6/8
Deco 13
3/31
h
2 x
6/7
7/12
3/28
2/14
i
3/26
i
j
2/13
4/22
k
4/22
6/13
k
j
l
l
5/5
g
f
h
m
1/3
e
g
f
h
Restaurant Zur Reblaus
Restaurant Zur Reblaus

n

o



p

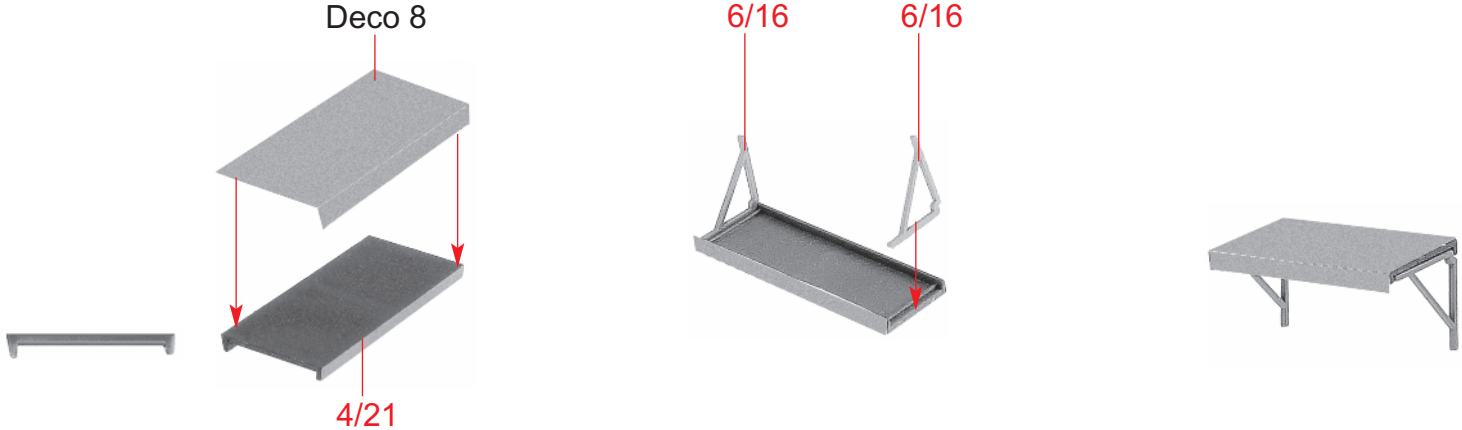

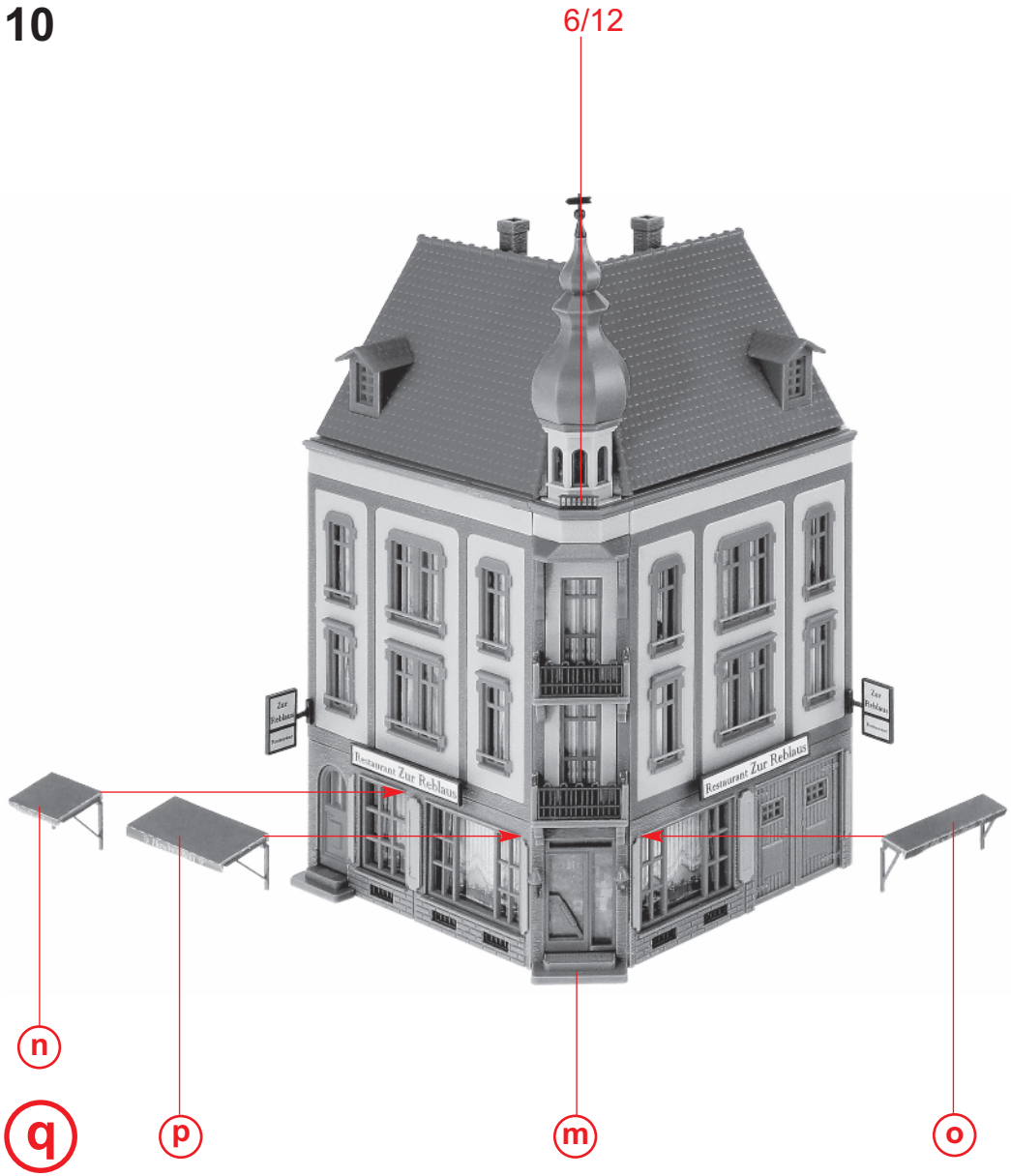
6/12
Restaurant Zur Reblaus
Restaurant Zur Reblaus
n
q
p
m
o


6/18
6/19
6/11
6/19
6/18
Restaurant Zur Reblaus
Restaurant Zur Reblaus
r
q

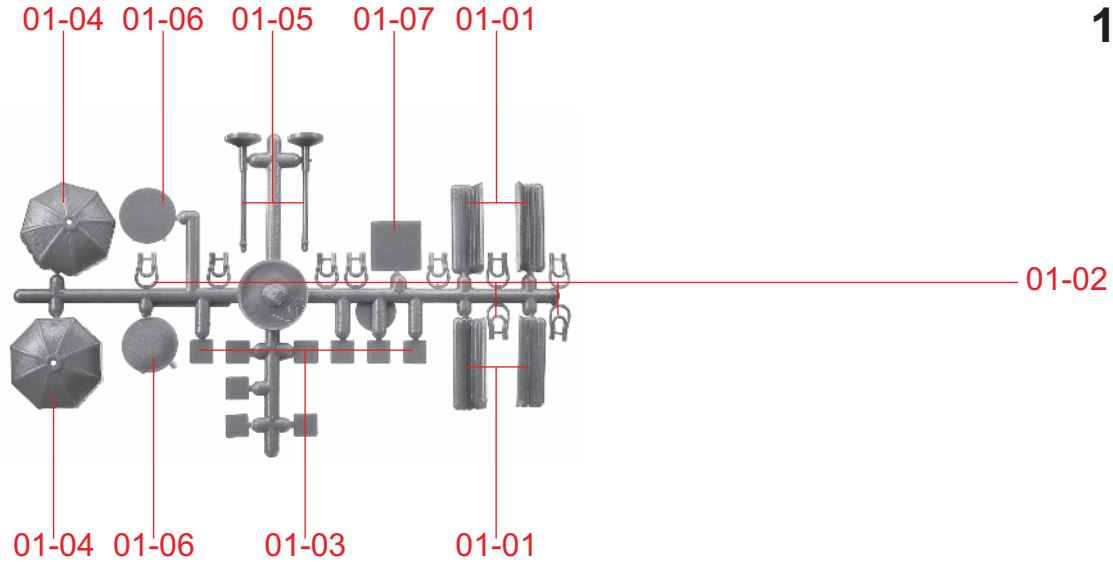

01

s 4 x 01-01

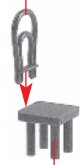

t 9 x 01-03



u 2 x 01-05


1/10
5/11
4/26
4/26

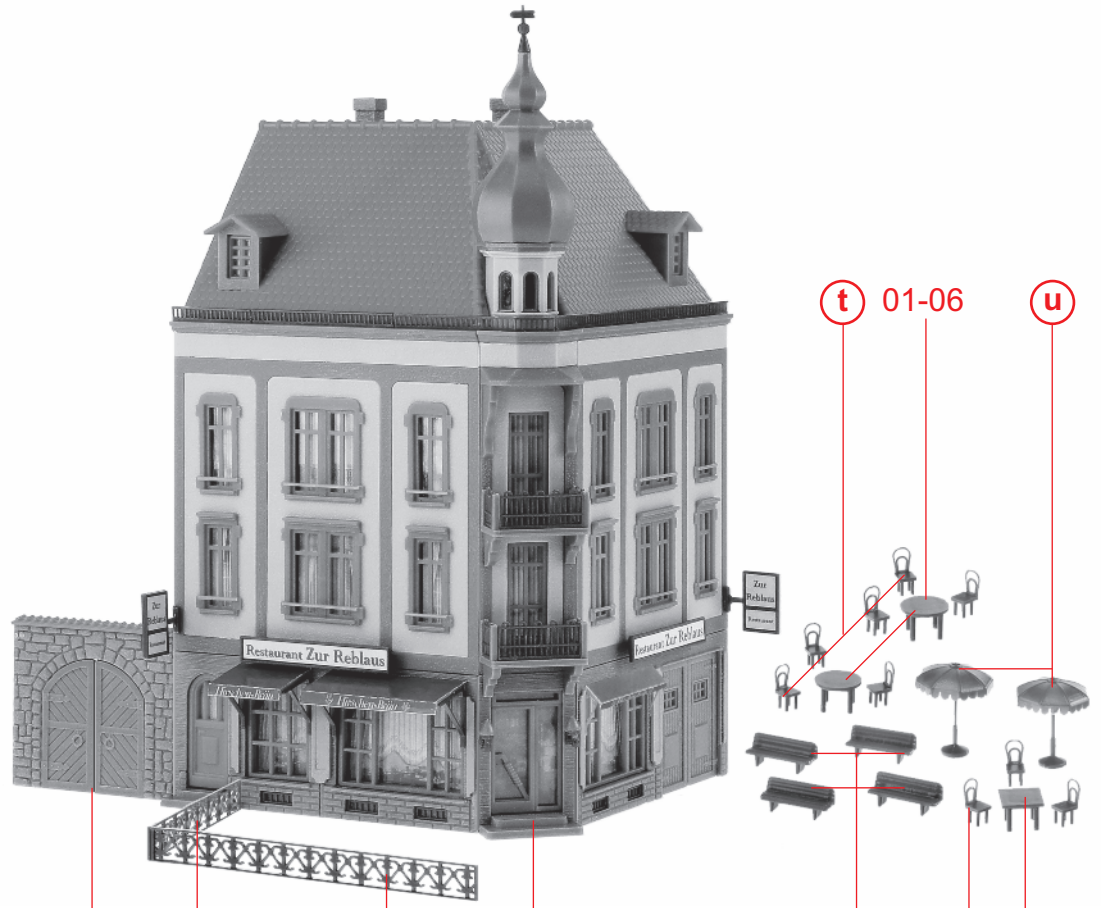
Restaurant Zur Reblaus
t 01-06
u
v
6/3
6/1
r
s
t 01-07

V

W